



azuma

the zen and the art of concrete

Azuma è la materializzazione di una nuova filosofia di design che si ispira al modo del tutto particolare di concepire i luoghi dell'abitare, e la stessa idea di spazialità, in Giappone.

A partire dalla suggestione materica, Imola rimanda all'uso che alcune correnti architettoniche del paese hanno fatto del cemento per proporre soluzioni radicalmente innovative e al tempo stesso pienamente calate in una tradizione millenaria.

Tutto ciò si incarna in un prodotto ceramico che rappresenta la sintesi armonica tra rigore industriale e cura del dettaglio artigianale, corporeità e leggerezza, ricerca della funzionalità e aspirazione estetica. Essenzialità e Bellezza.

5 colori, svariati formati e superfici e una gamma di decori ricavati da alcuni archetipi visivi dell'architettura giapponese.

Azuma mette al centro il rapporto tra uomo e spazio circostante e trova in una elegante spiritualità progettuale la chiave per soddisfarlo pienamente.

Azuma is the embodiment of a new design philosophy inspired by Japan and its unique concept of space and residential design.

Based on the complex material character of concrete, Imola offers solutions that are radically innovative while also being steeped in traditions stretching back thousands of years.

All this is expressed in a ceramic product that represents a harmonious synthesis of industrial precision and craftsman-like care, solidity and lightness, carefully researched functionality and aesthetic inspiration.

Gracefully minimalist 5 colours, various formats and surfaces, and a range of decorations taken from archetypal Japanese architecture.

Thanks to its vision of elegant compositional spirituality as the key to true satisfaction, Azuma puts our relationship with the space around us at the centre of everything.



A ROOM IS A WORLD



AZMA RB12CG RM
AZMA6 DK260DG



AZMA 120AG RM
AZMA 12AG RM
AZMA6 260AG RM



AZMA 120AG RM
AZMA 12AG RM



AZMA6 260AG RM
AZMA 120AG RM

LISTEN TO ARCHITECTURE



AZMA 120DG RM
AZMA6 260DG RM
AZMA RB12DG RM



AZMA DK12G
AZMA 12G RM
AZMA 120N RM



AZMA 90G RM
AZMA 49G RM
AZMA L2X60
AZMA 49CG RM

WHAT YOU LIVE IS WHERE YOU LIVE




AZMA 120AG RM
AZMA 12AG RM
AZMA6 260AG RM




AZMA 90CG RM
AZMA 49CG RM
AZMA L2X60


CG



AZMA6 DK260CG
120X260 - 48"X103"



120X260 - 48"X103"



120X120 - 48"X48"




AZMA6 260CG RM

AZMA6 120CG RM


AG



AZMA6 DK260AG
120X260 - 48"X103"



120X260 - 48"X103"




120X120 - 48"X48"




AZMA6 260AG RM

AZMA6 120AG RM


G



AZMA6 DK260G
120X260 - 48"X103"



120X260 - 48"X103"




120X120 - 48"X48"




AZMA6 260G RM

AZMA6 120G RM


DG



AZMA6 DK260DG
120X260 - 48"X103"



120X260 - 48"X103"



120X120 - 48"X48"



AZMA6 260DG RM

AZMA6 120DG RM


GRES PORCELLANATO A MASSA COLORATA / COLOURED BODY PORCELAIN TILE
ISO 13006 - G - Bla (E ≤ 0,5%) UNI EN 14411 - G




N



AZMA6 DK260N
120X260 - 48"X103"



120X260 - 48"X103"



120X120 - 48"X48"

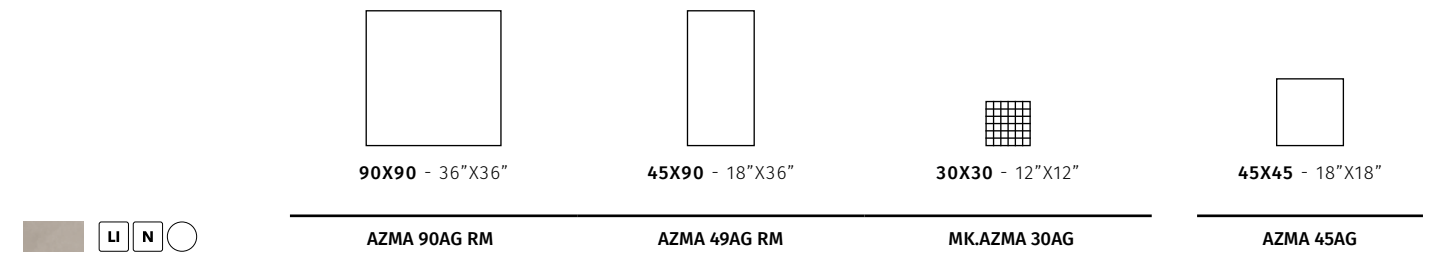
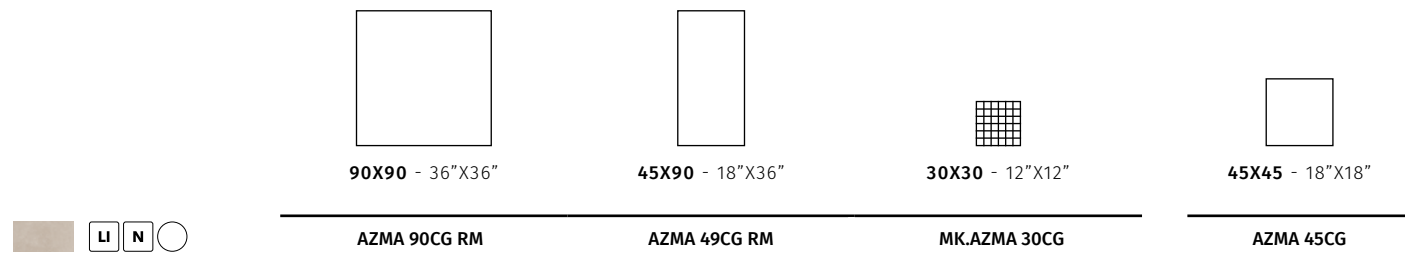


AZMA6 260N RM

AZMA6 120N RM



AZMA 120DG RM
AZMA6 260DG RM
AZMA RB12DG RM



GRES PORCELLANATO A MASSA COLORATA / COLOURED BODY PORCELAIN TILE

ISO 13006 - G - Bla (E ≤ 0,5%) UNI EN 14411 - G



G



LI

N

LI

N

120X120 - 48"X48"	60X120 - 24"X48"	60X60 - 24"X24"	30X60 - 12"X24"
AZMA 120G RM	AZMA 12G RM	AZMA 60G RM	AZMA 36G RM
AZMA RB12G RM			

LI

N

90X90 - 36"X36"	45X90 - 18"X36"	30X30 - 12"X12"	45X45 - 18"X18"
AZMA 90G RM	AZMA 49G RM	MK.AZMA 30G	AZMA 45G

DG



LI

N

LI

N

120X120 - 48"X48"	60X120 - 24"X48"	60X60 - 24"X24"	30X60 - 12"X24"
AZMA 120DG RM	AZMA 12DG RM	AZMA 60DG RM	AZMA 36DG RM
AZMA RB12DG RM			

LI

N

90X90 - 36"X36"	45X90 - 18"X36"	30X30 - 12"X12"	45X45 - 18"X18"
AZMA 90DG RM	AZMA 49DG RM	MK.AZMA 30DG	AZMA 45DG

GRES PORCELLANATO A MASSA COLORATA / COLOURED BODY PORCELAIN TILE

ISO 13006 - G - Bla (E ≤ 0,5%) UNI EN 14411 - G



N



	120X120 - 48"X48"	60X120 - 24"X48"	60X60 - 24"X24"	30X60 - 12"X24"
<div><div></div><div>LI</div><div>N</div><div></div></div>	AZMA 120N RM	AZMA 12N RM	AZMA 60N RM	AZMA 36N RM
<div><div></div><div>LI</div><div>N</div><div></div><div></div></div>	AZMA RB12N RM			
	90X90 - 36"X36"	45X90 - 18"X36"	30X30 - 6"X6"	45X45 - 18"X18"
<div><div></div><div>LI</div><div>N</div><div></div></div>	AZMA 90N RM	AZMA 49N RM	MK.AZMA 30N	AZMA 45N



AZMA DK12CG
60X120 - 24"X48"



AZMA DK12AG
60X120 - 24"X48"



AZMA DK12G
60X120 - 24"X48"



AZMA DK12DG
60X120 - 24"X48"



AZMA DK12N
60X120 - 24"X48"



AZMA L2X60
2X60 - 0.8"X24"

AZUMA

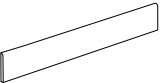
GRES PORCELLANATO A MASSA COLORATA / COLOURED BODY PORCELAIN TILE

ISO 13006 - G - Bla (E ≤ 0,5%) UNI EN 14411 - G

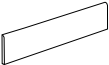
PEZZI SPECIALI / SPECIAL PIECES

LI


N




6X120-2.4"X48" △



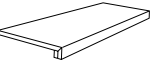
6X90-2.4"X36" △



6X60-2.4"X24" △



6X45-2.4"X18" △



120X32,5-48"X12.8" △

CG	AZMA BT120CG	AZMA BT90CG	AZMA BT60CG	AZMA BT45CG	AZMA G120CG
AG	AZMA BT120AG	AZMA BT90AG	AZMA BT60AG	AZMA BT45AG	AZMA G120AG
G	AZMA BT120G	AZMA BT90G	AZMA BT60G	AZMA BT45G	AZMA G120G
DG	AZMA BT120DG	AZMA BT90DG	AZMA BT60DG	AZMA BT45DG	AZMA G120DG
N	AZMA BT120N	AZMA BT90N	AZMA BT60N	AZMA BT45N	AZMA G120N

CARATTERISTICHE TECNICHE SPECIFICHE / TECHNICAL FEATURES SPECIFICATIONS

	DIN 51130 (R)	DIN 51097 (A+B+C)	BCR REP. CEC 6/81		DM 14/6/89 N. 236		PENDULUM TEST BS (INGLESE)	PENDULUM TEST AS/NZS 4856:2004 (AUSTRALIANO)	PENDULUM TEST UNE ENV 12633:2003 (SPAGNOLO)	BOT 3000 (DCOF)
			g.a.	g.b.	c.a.	g.b.				
AZMA	R10	A	>0.4	>0.4	>0.4	>0.4	>36	>35	1	> 0,42
AZMA RB	R11	A+B	>0.4	>0.4	>0.4	>0.4	>36	>45	3	> 0,42

CARATTERISTICHE TECNICHE GRES PORCELLANATO

TECHNICAL SPECIFICATIONS PORCELAIN STONWARE






















UNI EN 14411 ISO 13006) - Bla (appendice G)

CARATTERISTICA SPECIFICATION	METODO DI PROVA TEST METHODS	REQUISITI PREVISTI DALLA NORMA REQUIREMENTS IN ACCORDANCE TO THE STANDARDS	VALORE MEDIO IMOLA IMOLA AVERAGE VALUE		
DIMENSIONI E ASPETTO DIMENSIONS AND APPEARANCE	ISO 10545-2	PROSPETTO G.1 PROSPECT G.1	CONFORME COMPLIANT		
ASSORBIMENTO D'ACQUA WATER ABSORPTION	ISO 10545-3	≤ 0,5%	< 0,1%		
RESISTENZA A FLESSIONE FLEXURAL RESISTANCE	ISO 10545-4	min./мин 35 N/mm²	> 45 N/mm²		
SFORZO DI ROTTURA MODULUS OF RUPTURE		SPESSORE - THICKNESS ≥ 7,5 mm: min. 700N	SPESSORE* THICKNESS*	9 mm	2500 N*
		SPESSORE - THICKNESS < 7,5 mm: min. 1300N		10 mm	3000 N*
				20 mm	11000 N**
RESISTENZA ALL'ABRASIONE PROFONDA DEEP ABRASION RESISTANCE	ISO 10545-6	≤ 175 mm³	< 140 mm³		
RESISTENZA ALL'ABRASIONE SUPERFICIALE RESISTANCE TO SURFACE ABRASION	ISO 10545-7	CLASSI 0-5 CLASSES 0-5	COME INDICATO IN CATALOGO AS INDICATED IN THE CATALOGUE		
COEFFICIENTE DILATAZIONE TERMICA LINEARE (A) LINEAR EXPANSION THERMIC COEFFICIENT	ISO 10545-8	METODO DISPONIBILE AVAILABLE ON REQUEST	≤ 7x10 ⁻⁶ °C ⁻¹		
RESISTENZA AGLI SBALZI TERMICI RESISTANCE TO SUDDEN TEMPERATURE CHANGES	ISO 10545-9	METODO DISPONIBILE AVAILABLE ON REQUEST	RESISTE RESISTANT		
RESISTENZA AL GELO FROST RESISTANCE	ISO 10545-12	RICHIESTA ALWAYS TESTED	RESISTE RESISTANT		
PRODOTTI CHIMICI AD USO DOMESTICO ED ADDITIVI PER PISCINA HOUSEHOLD CHEMICALS AND SWIMMING POOL WATER CLEANSERS	ISO 10545-13	min. B мин. B	min. B мин. B		
ACIDI ED ALCALI A BASSA CONCENTRAZIONE ACIDS AND LOW CONCENTRATION ALKALIS		DA LA, LB A LC FROM LA, LB TO LC	DA LA, LB A LC FROM LA, LB TO LC		
ACIDI ED ALCALI AD ALTA CONCENTRAZIONE ACIDS AND HIGH CONCENTRATION ALKALIS		METODO DISPONIBILE AVAILABLE ON REQUEST	METODO DISPONIBILE AVAILABLE ON REQUEST		
RESISTENZA ALLE MACCHIE UGL STAIN RESISTANCE UGL	ISO 10545-14	METODO DISPONIBILE AVAILABLE ON REQUEST	METODO DISPONIBILE AVAILABLE ON REQUEST		
RESISTENZA ALLE MACCHIE GL STAIN RESISTANCE GL		min. 3 мин. 3	min. 3 мин. 3		

*VALORI RIFERITI AL FORMATO 20X20 / VALUES REFERRED TO 20X20 SIZE
**VALORI RIFERITI AL FORMATO 60X60 / VALUES REFERRED TO 60X60 SIZE

SIMBOLOGIA

SYMBOLES

<div>INDICAZIONI D'USO</div> <div>INDICATIONS FOR USE</div> <div><div><div> Pavimento Floor tiles</div><div> Rivestimento Wall tiles</div></div><div><div> Abitazioni Dometisc purpose</div><div><div> Commerciale leggero Tiles for light commercial</div><div> Commerciale Retail</div></div><div><div> Esterni Outdoor floor</div></div></div></div>	<div>DESTINAZIONI D'USO</div> <div>SUGGESTED APPLICATIONS</div> <div><div><div> Pavimento Floor tiles</div><div> Rivestimento Wall tiles</div></div><div><div> Abitazioni Dometisc purpose</div><div><div> Commerciale leggero Tiles for light commercial</div><div> Commerciale Retail</div></div><div><div> Esterni Outdoor floor</div></div></div></div>	<div>STRUTTURA</div> <div>STRUCTURE</div> <div><div><div> Liscio Flat</div></div></div>
<div>FINITURA</div> <div>FINISH</div> <div><div><div> Naturale Natural</div></div></div>	<div>ASPETTO SUPERFICIALE</div> <div>SURFACE LOOK</div> <div><div><div> Opaco Matt</div></div></div>	<div>BORDO</div> <div>EDGE</div> <div><div><div> Rettificato monocalibro Monocaliber, rectified</div></div></div>
<div>SPESSORE</div> <div>THICKNESS</div> <div><div><div> 6,5</div><div> 10</div></div></div>	<div>STONALIZZAZIONE</div> <div>SHADE VARIATION</div> <div><div><div> V2</div></div></div>	<div>CARATTERISTICHE DI VENDITA</div> <div>SALES CHARACTERISTICS</div> <div><div><div> Prodotto venduto al pezzo. Product sold per item.</div></div><div>Tutti i nostri prodotti, sia al mq che al pezzo, sono venduti unicamente a scatola completa. All our products are sold only in complete boxes, whether the unit of measure is per item or per square metre.</div></div>
<div><div></div><div>http://evaluation.cstb.fr/fr/recherche/produits-evalues/?prestations=qb32</div><div><div>COORDINAMENTO</div><div>MARKETING CC IMOLA</div></div></div>		



imolaceramica.it



**A brand of
Cooperativa Ceramica d'Imola S.c.**

Via V. Veneto, 13
40026 Imola (BO) Italia
Tel. +39 0542 601601
Fax +39 0542 31749