




Tecnografica®

italian wallcoverings H2O



Exclusive to
Tile Space



ITALIAN WALLCOVERINGS


BEING TECNOGRAFICA

ESSERE TECNOGRAFICA

Since 1992, the Italian company's mission is to offer its customers the best in terms of design and technology. Since always our philosophy has been characterized by our capability to go beyond and to look forward, by our willingness to create new aesthetic solutions, leading us in the realization of stunning designs industrially reproducible. We have never come along with easy ways. Sometimes we chased after unrealistic dreams at the edge of an eternal challenge between fantasy and reality. Willingness and passion drove and supported us in settling goals and exploiting them for our future amazing projects. World leader in the ceramic industry design sector, Tecnografica draws from his experience and graphic expertise to create the Tecnografica Italian Wallcoverings brand, which designs and produces the Wallpaper and Wallcovering lines.



La nostra storia nel mondo dei rivestimenti inizia nel 1992. L'idea di base che ci guida fin dal principio è quella di offrire prodotti di qualità eccellente, modellati attraverso il design più aggiornato e la tecnologia più all'avanguardia. Quello che da sempre ci caratterizza è la capacità di andare oltre, di spingerci più in là, di cercare soluzioni estetiche sempre nuove, in grado di stupire e di essere realizzate industrialmente. Non abbiamo mai percorso le strade semplici. A volte abbiamo inseguito sogni impossibili, come in un'eterna sfida tra la fantasia e la realtà. L'impegno e la passione che ci spingono e ci sostengono hanno sempre lasciato qualcosa che è servito a realizzare altri progetti capaci di stupire. Divenuta negli anni leader mondiale nel settore del design per l'industria ceramica, Tecnografica attinge dalla sua profonda esperienza e dalla sua riconosciuta competenza grafica per dare vita a Tecnografica Italian Wallcoverings, il brand che crea e realizza le linee Wallpaper e Wallcovering.



Wallpaper H2O

The waterproof wallpaper

Tecnografica's H2O Wallpaper is a special wallpaper made of fiberglass, enabling the decoration of the most humid environments, including the bathroom and the internal part of the showers. The exclusive SD technology used for the graphic realization and the high resolution of the digital printing perform a wide chromatic range with stunning decorative effects.

H2O Wallpaper is completely eco-friendly. In fact its inks are UL GreenGuard certified and are realized upon a twisted-vitreous support. The application of the wallpaper modules is simplified thanks to a new wallpaper cutting technology that leaves no mismatching images.

Tecnografica H2O Wallpaper has all the necessary certifications and it can be produced in standard modules – 90 cm width – or in special modules if required by the client.






ARMONIA



BROADWAY



VA PENSIERO



PAOLO E FRANCESCA



IL GIARDINO DI IRIS



OPUS



Ricordi
55025
RICORDI



RIO

Wallpaper H2O

Wallpaper H2O

Laying instructions and recommended products

Products:

Primer for damp substrates (if necessary): Mapei Triblock P.

Primer: Mapei Eco Prime T.

Glue: Mape Wrap HQ Adhesive.

Waterproof protection: Mape Floor Finish 58 W (A+B).

Background preparation

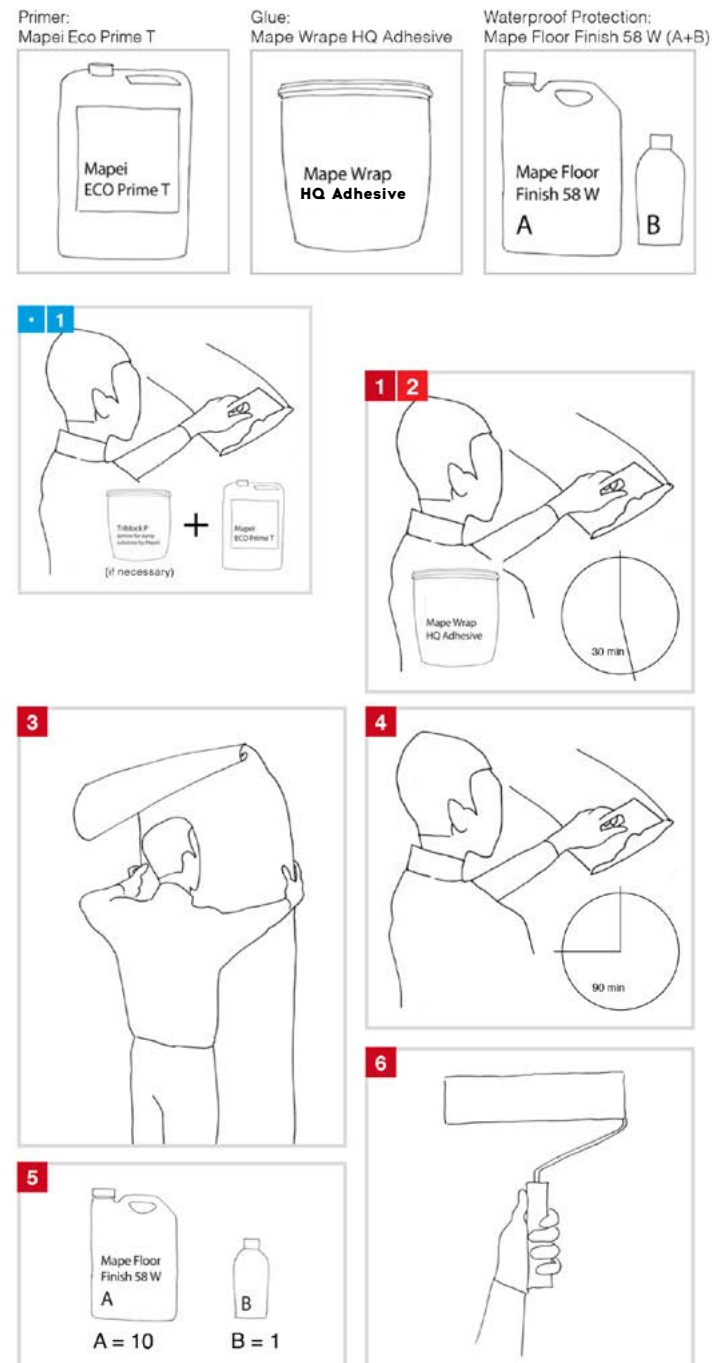
The area where the H2O Wallpaper will be layed must be uniform, smooth, and waterproof.

- Spread the Primer Mapei Triblok P (if necessary) in case of damp substrates or tiled walls.

1. Spread the Primer (Mapei Eco Prime T) to isolate the background. Check the material and decide which module to lay first.

Operational phase


1. Spread the glue upon the entire area to be covered (Mape Wrap HQ Adhesive).
2. Wait for the background to be dry (30 minutes).
3. Place and pull up the overcoming modules alongside and line the graphic. Remove the outside abundance with a cutter. Clean the whole area.
4. Spread again the glue in an homogeneous manner and wait 90 minutes, until it is dry.
5. Mix the final protection product Mape Floor Finish 58 W (A+B) relation 1:10 (A:B).
6. Spread uniformly: for wall covering the maximum is two coats spacing out 30 minutes. As for low-traffic areas the maximum is 3 coats spacing out 30 minutes.



Green Vibes

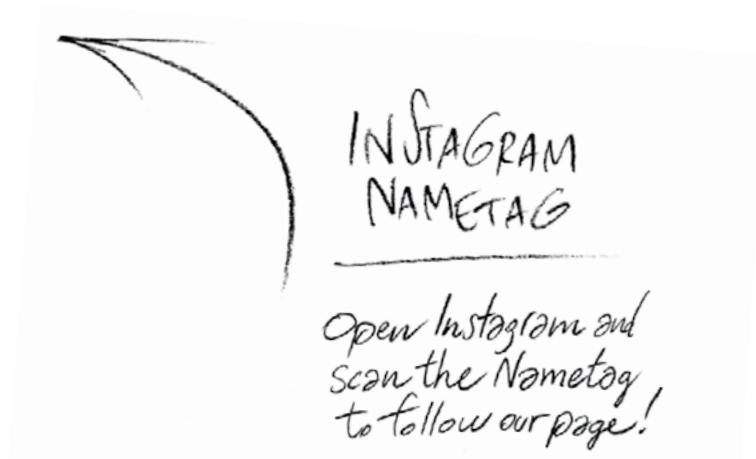
Tecnografica Italian Wallcoverings represents the highest level of design and technology applied to the artistic decoration of walls. Real masterpieces created by artists and designers which are characterized by a great level of depth and realism. The Tecnografica's Wallpaper collections are made with completely environmentally friendly materials and are designed to be in harmony with all the furnishings and surfaces already present in your surroundings. There is special attention dedicated to the combination of floor and wall tiles. The result is an incredible artistic and decorative effect.

The wallpaper by Tecnografica Italian Wallcoverings – on “Natural” support – is produced in full respect of the environment. Its production, in fact, takes place over completely ecological paper, free from PVC or solvents, and composed of special cellulose and textile fibres.





TECNOGRAFICA
OFFICIAL



www.tecnografica.net

TILE
SPACE

Amanda Hellier

Tecnografica Product Manager

E amanda@tiles.co.nz

P 021 665 791

Albany • Botany • Ellerslie • Henderson • Parnell • Whangaparaoa • Hamilton • Tauranga • Wellington • Retail Partners Nationwide

tilespace.co.nz